

Recent developments in neutrino cosmology

Sunny Vagnozzi

The Oskar Klein Centre for Cosmoparticle Physics, Stockholm University
The Nordic Institute for Theoretical Physics (NORDITA)

sunny.vagnozzi@fysik.su.se

Astroparticle Seminar, SISSA
Trieste, 12 March 2019



Outline and bibliography

- **SV**, E. Giusarma, O. Mena, K. Freese, M. Gerbino, S. Ho, M. Lattanzi, *Phys. Rev. D* **96** (2017) 123503 [[arXiv:1701.08172](#)]
What does current data tell us about the neutrino mass scale and mass ordering? How to quantify how much the normal ordering is favoured?
- E. Giusarma, **SV**, S. Ho, S. Ferraro, K. Freese, R. Kamen-Rubio, K. B. Luk, *Phys. Rev. D* **98** (2018) 123526 [[arXiv:1802.08694](#)]
Scale-dependent galaxy bias: can we nail it through CMB lensing-galaxy cross-correlations?
- **SV**, T. Brinckmann, M. Archidiacono, K. Freese, M. Gerbino, J. Lesgourgues, T. Sprenger, *JCAP* **1809** (2018) 001 [[arXiv:1807.04672](#)]
Scale-dependent galaxy bias induced by neutrinos: why we should worry, and a simple correction implemented in CLASS
- **SV**, S. Dhawan, M. Gerbino, K. Freese, A. Goobar, O. Mena, *Phys. Rev. D* **98** (2018) 083501 [[arXiv:1801.08553](#)]
Can the neutrino mass ordering and lab experiments tell us something about dark energy?
- M. Gerbino, K. Freese, **SV**, M. Lattanzi, O. Mena, E. Giusarma, S. Ho, *Phys. Rev. D* **95** (2017) 043512 [[arXiv:1610.08830](#)]
Neutrinos as a nuisance: can they mess up our conclusions about inflation?

Why care about neutrino masses?

*Why care about neutrino masses
and neutrino cosmology?*

Why care about neutrino masses?


*Because neutrino masses are the only **direct evidence** for BSM physics*

- Because neutrinos are the only SM particles of unknown mass
- Because cosmology *should* measure the total neutrino mass in the next years
- Because measuring the neutrino mass could be a step forward towards unveiling other properties (mass ordering, Dirac/Majorana nature,...)

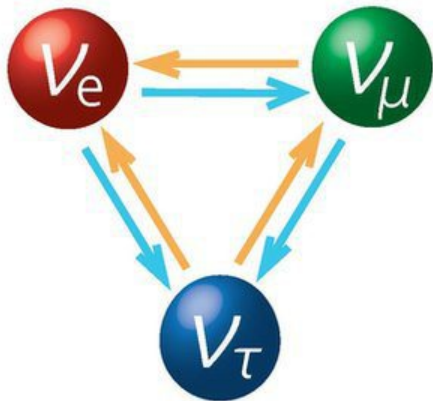
Neutrino masses

Nobel Prize 2015: “*för upptäckten av neutrinooscillationer, som visar att neutriner har massa*” (“for the discovery of neutrino oscillations, which shows that neutrinos have mass”)

2015 NOBEL PRIZE
in Physics



NEUTRINO OSCILLATIONS
The discovery of these oscillations shows that neutrinos have mass.



Neutrinos from the lab

Flavour transition probability:

$$P_{\alpha \rightarrow \beta} \propto \sin^2 \left(\frac{\Delta m^2 L}{E} \right)$$

2 non-zero $\Delta m^2 \rightarrow$ at least 2 out of 3 mass eigenstates are massive

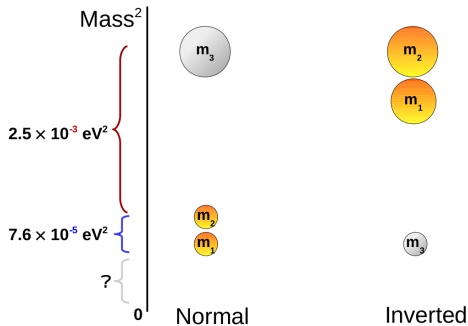
$$\begin{aligned} \Delta m_{21}^2 &\equiv m_2^2 - m_1^2 = (7.6 \pm 0.2) \times 10^{-5} \text{ eV}^2, \\ |\Delta m_{31}^2| &\equiv |m_3^2 - m_1^2| = (2.48 \pm 0.06) \times 10^{-3} \text{ eV}^2. \end{aligned}$$

Esteban *et al.*, JHEP 1701 (2017) 087

Note uncertainty in sign of Δm_{31}^2 \rightarrow two possible mass orderings

Neutrino mass ordering

Lower limit on the absolute mass scale depending on the mass ordering



Credits: Hyper-Kamiokande collaboration

Normal ordering

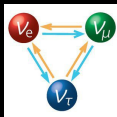
$$M_\nu > 0.06 \text{ eV}$$

Inverted ordering

$$M_\nu > 0.1 \text{ eV}$$


Neutrino oscillations

- Sensitive to mass-squared differences
 $\Delta m_{ij}^2 \equiv m_i^2 - m_j^2$
- Exploits quantum-mechanical effects
- Currently not sensitive to the mass ordering



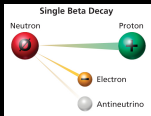
Cosmology

- Sensitive to sum of neutrino masses
 $M_\nu \equiv \sum_i m_i$
- Exploits GR+Boltzmann equations
- Tightest limits, but somewhat model-dependent



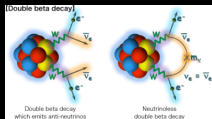
Beta decay

- Sensitive to effective electron neutrino mass
 $m_\beta^2 \equiv \sum_i |U_{ei}|^2 m_i^2$
- Exploits conservation of energy
- Model-independent, but less tight bounds



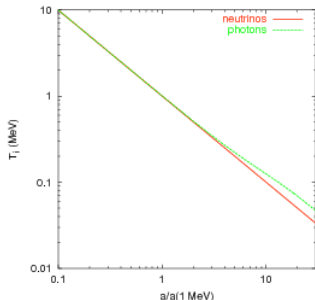
Neutrinoless double-beta decay

- Sensitive to effective Majorana mass
 $m_{\beta\beta} \equiv \sum_i |U_{ei}|^2 m_i$
- Exploits $0\nu 2\beta$ decay (if ν s are Majorana)
- Limited by NME uncertainties and ν nature



Basic facts of neutrino cosmology

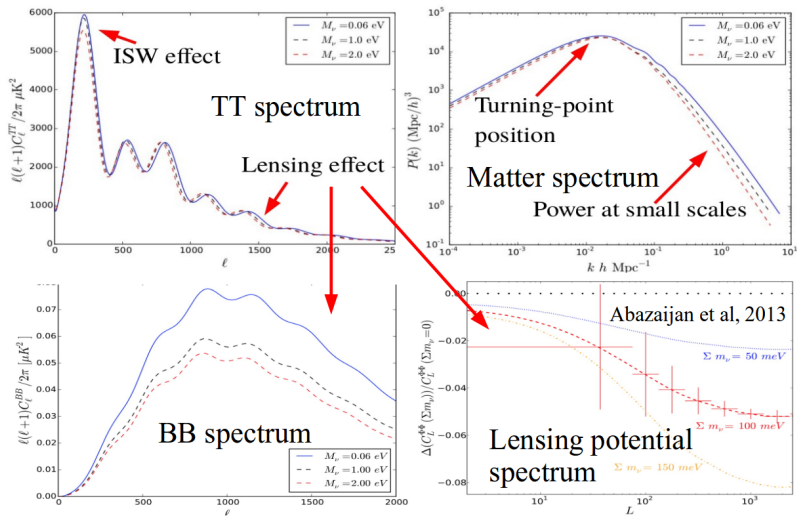
- $T \gtrsim 1 \text{ MeV}$: weak interactions maintain ν s in thermal equilibrium with the primeval cosmological plasma [$T_\nu = T_\gamma$]
- $T \lesssim 1 \text{ MeV}$: ν s free-stream keeping an equilibrium spectrum



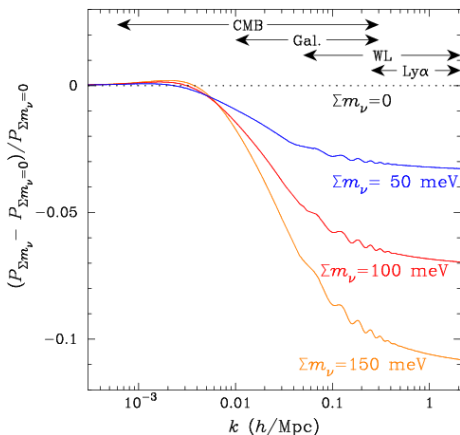
Lesgourgues & Pastor, AHEP 2012 (2012) 608515

- $T \lesssim M_\nu$: ν s turn non-relativistic, free-streaming suppresses the growth of structure on small scales (**VERY IMPORTANT**)

How can cosmology measure neutrino masses?



Effect of neutrino masses on the LSS



On small scales (large k), where the suppression is maximal:

$$\frac{\Delta P_m(k)}{P_m(k)} \sim -8f_\nu, \quad f_\nu \equiv \frac{\Omega_\nu}{\Omega_m}$$

SV, E. Giusarma, O. Mena, K. Freese, M. Gerbino, S. Ho, M. Lattanzi, *Phys. Rev. D* **96** (2017) 123503 [[arXiv:1701.08172](https://arxiv.org/abs/1701.08172)]

What does current data tell us about the neutrino mass scale and mass ordering? How to quantify how much the normal ordering is favoured?

Unveiling ν secrets with cosmological data: Neutrino masses and mass hierarchy

Sunny Vagnozzi, Elena Giusarma, Olga Mena, Katherine Freese, Martina Gerbino, Shirley Ho, and Massimiliano Lattanzi

Phys. Rev. D **96**, 123503 – Published 1 December 2017



Article

PDF

HTML

Export Citation



ABSTRACT

Using some of the latest cosmological data sets publicly available, we derive the strongest bounds in the literature on the sum of the three active neutrino masses, M_ν , within the assumption of a background flat Λ CDM cosmology. In the most conservative scheme, combining Planck cosmic microwave background temperature anisotropies and baryon acoustic oscillations (BAO) data, as well as the up-to-date constraint on the optical depth to reionization (τ), the tightest 95% confidence level upper bound we find is $M_\nu < 0.151$ eV. The addition of Planck high- ℓ polarization data, which, however, might still be contaminated by systematics, further tightens the bound to $M_\nu < 0.118$ eV. A proper model comparison treatment shows that the two aforementioned combinations disfavor the inverted hierarchy at $\sim 64\%$ C.L. and $\sim 51\%$ C.L., respectively. In addition, we compare the constraints

Issue

Vol. 96, Iss. 12 — 15
December 2017

Reuse & Permissions

PHYSICAL
REVIEW/



What does data have to say about all this?

$P(k)$ from BOSS DR12 (at the time novel dataset)
BAO from 6dFGS, BOSS DR11 LOWZ, SDSS-MGS
 τ simlow prior $\tau = 0.055 \pm 0.009$

Planck temperature
 $M_\nu < \mathbf{0.72}$ eV @95% C.L.

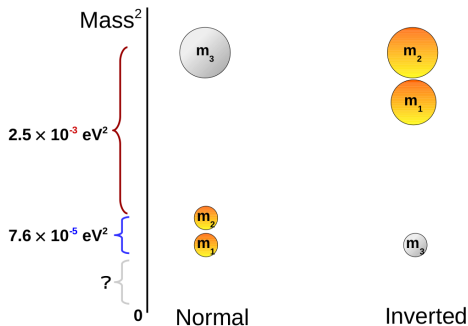
- $+P(k)$: **0.30** eV
- $+P(k)$ +BAO: **0.19** eV
- $+P(k)$ +BAO+ τ : **0.15** eV

Planck temperature+polarization
 $M_\nu < \mathbf{0.49}$ eV @95% C.L.

- $+P(k)$: **0.28** eV
- $+P(k)$ +BAO: **0.15** eV
- $+P(k)$ +BAO+ τ : **0.12** eV

What can cosmology say about the mass ordering?

Näively might think that $M_\nu < 0.1 \text{ eV}$ is enough to exclude IO!



Credits: Hyper-Kamiokande collaboration

Normal ordering

$$M_\nu > 0.06 \text{ eV}$$

Inverted ordering

$$M_\nu > 0.1 \text{ eV}$$

What can cosmology say about the mass ordering?

- **Bayesian model selection** problem between two models: NO and IO
- **Posterior odds** for NO vs IO: *SV et al.*, PRD 96 (2017) 123503, different formulation which leads to approximately same result in Hannestad & Schwetz, JCAP 1611 (2016) 035

$$\frac{p_{NO}}{p_{IO}} \approx \frac{\int_{0.06 \text{ eV}}^{\infty} dM_{\nu} p(M_{\nu}|\mathbf{x}) \mathcal{P}(M_{\nu})}{\int_{0.10 \text{ eV}}^{\infty} dM_{\nu} p(M_{\nu}|\mathbf{x}) \mathcal{P}(M_{\nu})} > 1$$

- Preference for NO driven by **volume effects**
- Even for the most constraining dataset, $p_{NO} : p_{IO} \sim 3.3 : 1$
- After our work others explored other physical priors/methodologies, preference for NO *typically* never $> 5 : 1$... *Gerbino+2017*, *Simpson+2017*, *Caldwell+2017*, *Long+2018*, *Gariazzo+2018*, *Heavens & Sellentin 2018*, *Handley & Millea 2018*, *de Salas+2018*

Constraints on M_ν and mass ordering: take home messages

- Bounds on M_ν from cosmology are **VERY** strong (compare to $M_\nu \lesssim 2 \text{ eV}$ from β -decay)
- Robust 95% C.L. upper bound is about $M_\nu \lesssim \mathbf{0.15} \text{ eV}$
- Weak preference ($\sim 2 - 3 : 1$) for the NO from cosmology driven by volume effects and not physical effects
- Corollary 1: think carefully about how you weigh your prior volume!
- Corollary 2: cosmology will only determine the mass ordering if it is normal *and* $M_\nu \lesssim 0.1 \text{ eV}$ ($\sigma \sim 0.02 \text{ eV}$ for a 2σ determination)

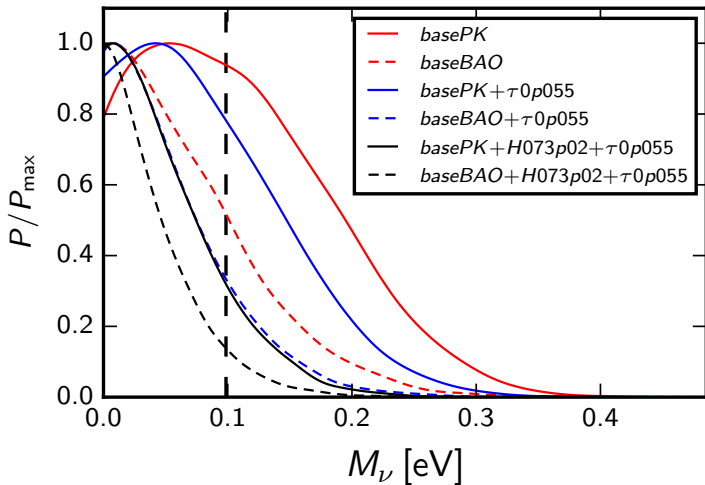


THE

TAKE-HOME MESSAGE

How to improve from here? Need to improve use of $P(k)$

Let's check the relative constraining power of BAO vs $P(k)$...



How to improve from here? Need to improve use of $P(k)$

Issues:

- (Scale-dependent) bias
(usually treated as constant)

$$P_g(k) = b^2(k)P_m(k)$$

$P_m(k)$: what we want to measure (neutrino mass signature is here)

$P_g(k)$: what we measure

$b^2(k)$: what makes life hard

- Non-linearities ($k_{\max} = 0.2 h \text{ Mpc}^{-1}$ at $z = 0.57$)
- Redshift-space distortions
- Systematics

We need a better handle on the bias!

E. Giusarma, **SV**, S. Ho, S. Ferraro, K. Freese, R. Kamen-Rubio, K. B. Luk, *Phys. Rev. D* **98** (2018) 123526 [[arXiv:1802.08694](https://arxiv.org/abs/1802.08694)]

Scale-dependent galaxy bias: can we nail it through CMB lensing-galaxy cross-correlations?

Scale-dependent galaxy bias, CMB lensing-galaxy cross-correlation, and neutrino masses

Elena Giusarma, Sunny Vagnozzi, Shirley Ho, Simone Ferraro, Katherine Freese, Rocky Kamen-Rubio, and Kam-Biu Luk

Phys. Rev. D **98**, 123526 – Published 20 December 2018

Article

PDF

HTML

Export Citation



ABSTRACT

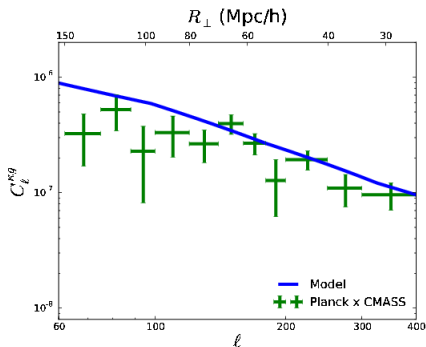
One of the most powerful cosmological data sets when it comes to constraining neutrino masses is represented by galaxy power spectrum measurements, $P_{gg}(k)$. The constraining power of $P_{gg}(k)$ is however severely limited by uncertainties in the modeling of the scale-dependent galaxy bias $b(k)$. In this work we present a new proof-of-principle for a method to constrain $b(k)$ by using the cross-correlation between the cosmic microwave background (CMB) lensing signal and galaxy maps ($C_{\ell}^{K\ell G}$) using a simple but theoretically well-motivated parametrization for $b(k)$. We apply the method using $C_{\ell}^{K\ell G}$ measured by cross-correlating

Using CMB lensing-galaxy cross-correlations

$$P_g(k) = b^2(k)P_m(k) \propto b^2$$

Cross-correlate CMB lensing with galaxies Giusarma, SV, et al., PRD 98 (2018) 123526

$$C_\ell^{\kappa g} = \frac{3H_0^2\Omega_m}{2c^2} \int_{z_1}^{z_2} dz \frac{\chi^* - \chi(z)}{\chi(z)\chi^*} (1+z) b\left(k = \frac{\ell}{\chi(z)}\right) P_m\left(\frac{\ell}{\chi(z)}, z\right) \propto b^1$$



Scale-dependent galaxy bias

Series expansion around \mathbf{x} of deterministic bias expansion:

$$\delta_g(\mathbf{x}, \tau) = b_\delta(\tau)\delta(\mathbf{x}, \tau) + b_{\nabla^2\delta}(\tau)\nabla_x^2\delta(\mathbf{x}, \tau) + \dots$$

In Fourier space: Desjacques, Jeong & Schmidt, *Phys. Rept.* 733, 1

$$\delta_g(k, \tau) = b_1(\tau)\delta(k, \tau) + b_{\nabla^2\delta}k^2\delta(k, \tau) + \dots$$

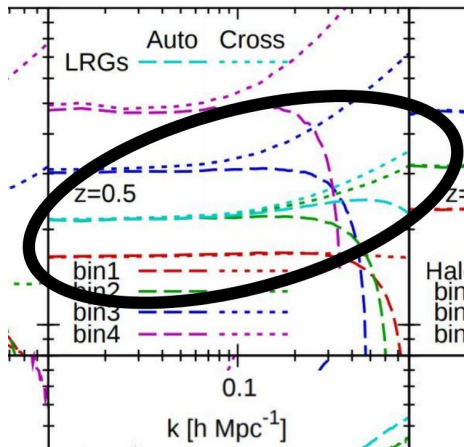
Leading-order correction is k^2 , as k would break statistical isotropy

NOTE k^2 correction predicted independently by at least 3 approaches to biasing: peaks theory, excursion set approach, and EFTofLSS

Desjacques *et al.*, *PRD* 82 (2010) 103529; Musso *et al.*, *MNRAS* 427 (2012) 3145; Senatore, *JCAP* 1511 (2015) 007

Scale-dependent galaxy bias in auto- and cross-correlations

Bias is **NOT** the same in auto- and cross-correlations!



First applications to real data

CMB lensing from Planck 2015, galaxies from BOSS DR12 CMASS

Bias model $b_{\text{cross}} = a + ck^2$, $b_{\text{auto}} = a + dk^2$ (ad hoc, OK to begin with)

Dataset	a (68% C.L.)	c (68% C.L.)	d (68% C.L.)	M_ν [eV] (95% C.L.)
$CMB \equiv PlanckTT+lowP$				< 0.72 [< 0.77]
$CMB+C_\ell^{\text{ng}}$	1.45 ± 0.19	2.59 ± 1.22		0.06
$CMB+P_{gg}(k)$	1.50 ± 0.21	2.97 ± 1.42		< 0.72 [< 0.77]
	1.97 ± 0.05		-13.76 ± 4.61	0.06
	1.98 ± 0.08		-14.03 ± 4.68	< 0.22 [< 0.24]
$CMB+P_{gg}(k)+C_\ell^{\text{ng}}$	1.95 ± 0.05	0.45 ± 0.87	-13.90 ± 4.17	0.06
	1.95 ± 0.07	0.48 ± 0.90	-14.13 ± 4.02	< 0.19 [< 0.22]

Giusarma, SV, et al., PRD 98 (2018) 123526

- Data want $c > 0$ and $d < 0$ as we expect from simulations
- $d < 0$ at about 3σ , strong detection of scale-dependent bias *within this simplified model* \rightarrow constant bias model is not sufficient even at linear scales
- Checked other phenomenological bias models, data always prefers parameters such that $db_{\text{auto}}/dk < 0$

Further improvements

- Use more physical bias model (terms beyond k^2) to push to more non-linear scales
- Combine with bispectra ($\kappa\kappa\kappa$, $\kappa\kappa g$, $\kappa g g$, $g g g$) to better constrain bias terms
- Need a better understanding/modelling of stochasticity
- Model relation (assuming there is one) between b_{auto} and b_{cross} (calibrate to N-body simulations?)
- Ultimately aim for a perturbation theory-based approach (e.g. convolution Lagrangian effective field theory)

SV, T. Brinckmann, M. Archidiacono, K. Freese, M. Gerbino, J. Lesgourgues, T. Sprenger, *JCAP* **1809** (2018) 001 [[arXiv:1807.04672](https://arxiv.org/abs/1807.04672)]

Scale-dependent galaxy bias induced by neutrinos: why we should worry, and a simple correction implemented in CLASS

SISSA

Bias due to neutrinos must not uncorrect'd go

Sunny Vagnozzi^{a,b}, Thejs Brinckmann^c, Maria Archidiacono^c, Katherine Freese^{a,b,d},
Martina Gerbino^a, Julien Lesgourgues^c and Tim Sprenger^e

Published 3 September 2018 • © 2018 IOP Publishing Ltd and Sissa Medialab
[Journal of Cosmology and Astroparticle Physics, Volume 2018, September 2018](#)



Article PDF

[+ Article information](#)

Abstract

It is a well known fact that galaxies are biased tracers of the distribution of matter in the Universe. The galaxy bias is usually factored as a function of redshift and scale, and approximated as being scale-independent on large, linear scales. In cosmologies with massive neutrinos, the galaxy bias defined with respect to the total matter field (cold dark matter, baryons, and non-relativistic neutrinos) also depends on the sum of the neutrino masses M_ν , and becomes scale-dependent even on large scales. This effect has been usually neglected given the sensitivity of current surveys. However, it becomes a severe systematic

21 Total downloads



[Turn on MathJax](#)

[Get permission to re-use this article](#)

Share this article



[Abstract](#)

A complication: neutrino-induced scale-dependent bias

Neutrinos induce an additional scale-dependence in the bias (always neglected so far), so in reality: [Castorina et al., JCAP 1402 \(2014\) 049](#)

$$P_g(k) = b_m^2(k, M_\nu) P_m(k)$$

Physical reason: halo formation to leading order only responds to the CDM+baryons field (*i.e.* galaxies form at peaks of the CDM+baryon density field)

Problem: $b^2(k, M_\nu)$ hard to model

A complication: neutrino-induced scale-dependent bias

Solution: define the bias with respect to CDM+baryons **only**:

$$P_g(k) = b_{cb}^2(k)P_{cb}(k)$$

$b_{cb}(k)$ is **universal** (M_ν -independent), and k -independent on linear scales

Castorina *et al.*, JCAP 1402 (2014) 049

Size of effect $\sim f_\nu$

Warning: need to worry about (non-linear) RSD, non-linearities, etc.

We explain how to do it in detail in SV *et al.*, JCAP 1809 (2018) 001

Does all of this affect $P(k)$ analyses?

Not at the moment, but it will!

Fisher matrix analysis

ACCEPTED MANUSCRIPT

Biases from neutrino bias: to worry or not to worry?

Alvise Raccanelli, Licia Verde, Francisco Villaescusa-Navarro

Monthly Notices of the Royal Astronomical Society, sty2162,

<https://doi.org/10.1093/mnras/sty2162>

Published: 09 August 2018

Abstract

The relation between the halo field and the matter fluctuations (halo bias), in the presence of massive neutrinos depends on the total neutrino mass; massive neutrinos introduce an additional scale-dependence of the bias which is usually neglected in cosmological analyses. We investigate the magnitude of the systematic effect on interesting cosmological parameters induced by neglecting this scale dependence, finding that while it is not a problem for current surveys, it is non-negligible for future, denser or deeper ones, depending on the neutrino mass, the maximum scale used for the analyses and the details of the nuisance parameters considered. However there is a simple recipe to account for the bulk of the effect as to make it fully negligible, which we illustrate and advocate should be included in analysis of forthcoming large-scale structure surveys.

Issue Section: Article

Raccanelli et al., MNRAS 483 (2019) 734

Full MCMC analysis

Journal of Cosmology and Astroparticle Physics

Bias due to neutrinos must not uncorrect'd go

Sunny Vagnozzi^{1,2,3}, Thejs Brinckmann⁴, Maria Archidiacono⁵, Katherine Freese^{6,7,8}, Martina Gerbino⁹, Julien Lesgourgues⁴ and Tim Sprenger⁶

Published 3 September 2018 • © 2018 IOP Publishing Ltd and Sissa Medialab

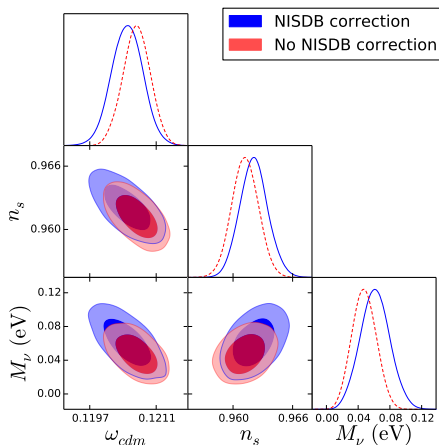
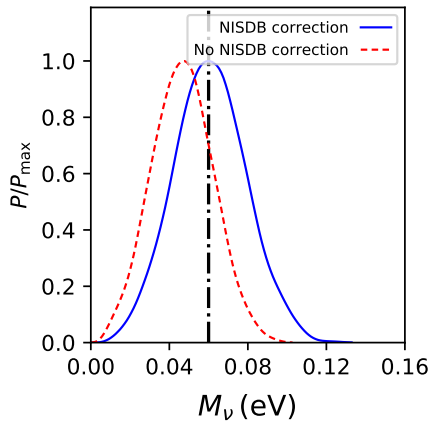
Journal of Cosmology and Astroparticle Physics, Volume 2018, September 2018

Abstract

It is a well known fact that galaxies are biased tracers of the distribution of matter in the Universe. The galaxy bias is usually factored as a function of redshift and scale, and approximated as being scale-independent on large, linear scales. In cosmologies with massive neutrinos, the galaxy bias defined with respect to the total matter field (cold dark matter, baryons, and non-relativistic neutrinos) also depends on the sum of the neutrino masses M_ν , and becomes scale-dependent even on large scales. This effect has been usually neglected given the sensitivity of current surveys. However, it becomes a severe systematic for future surveys aiming to provide the first detection of non-zero M_ν . The effect can be corrected for by defining the bias with respect to the density field of cold dark matter and baryons, rather than the total matter field. In this work, we provide a simple prescription for correctly mitigating the neutrino-induced scale-dependent bias effect in a practical way. We clarify a number of subtleties regarding how to properly implement this correction in the presence of redshift-space distortions and non-linear evolution of perturbations. We perform a Markov Chain Monte Carlo analysis on simulated galaxy clustering data that match the expected sensitivity of the Euclid survey. We find that the neutrino-induced scale-dependent bias can lead to important shifts in both the inferred mean value of M_ν , as well as its uncertainty, as provided by a fully non-linear expansion for the magnitude of the shifts. We show how these shifts propagate to the inferred values of other cosmological parameters correlated with M_ν , such as the cold dark matter

SV et al., JCAP 1809 (2018) 001

Neutrino-induced scale-dependent bias (NISDB)



Neutrino-induced scale-dependent bias

Bad news: if you don't correct for the NISDB, you mess up not only M_ν but also other parameters (e.g. σ_8 and n_s)

Good news: our patch to CLASS is now public with v2.7 → use it!

Version history

The development of CLASS benefits from various essential contributors credited below. In absence of specific credits, developments are written by the main CLASS authors, Julien Lesgourgues and Thomas Tram.

In case you are interested in downloading an old version, go to the [class_public](#) page. There is a horizontal bar with *commits*, *branches*, *releases*, *contributors*. Click releases and you'll get `zip` or `tar.gz` archives of all previous versions.

- v2.7 (10.09.2018)
 - includes a new graphical interface showing the evolution of linear perturbations in real space, useful for pedagogical purposes. To run it on a browser, read instructions in `RealSpaceInterface/README` (credits: Max Beutelspacher, Georgios Samaras)
 - when running with `n_cdm` (non cold dark matter) while asking for the matter power spectrum `mPk`, you will automatically get both the total non-relativistic matter spectrum $P_m(k,z)$ and the baryons-plus-cdm-only (`cb`) spectrum $P_{cb}(k,z)$. The latter is useful e.g. for computing the power spectrum of galaxies, which traces `bc` instead of total matter (see e.g. [1311.0866](#), [1807.04672](#)). From the `classy` wrapper you get the `cb` quantities through several new functions like `pk_cb()`,

...the end of the story?

- Actually $b_{cb}(k)$ still depends on M_ν and is scale-dependent on large scales...

LoVerde PRD 90 (2014) 083530, PRD 93 (2016)

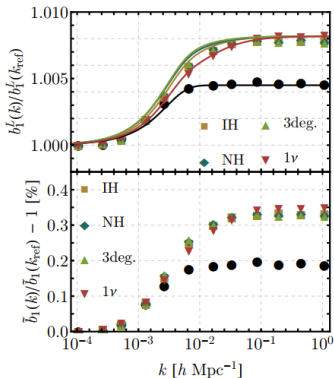
103526; Muñoz & Dvorkin, PRD 98 (2018) 043503

- ...as halo formation cares *mostly* about the CDM+baryons field...
- ...but also about the history of perturbation growths:

$$b(k) \propto \frac{d\delta_{\text{crit}}}{d\delta_{L,\text{coll}}(k)}$$

- Effect recently seen convincingly in simulations Chiang, LoVerde,

Villaescusa-Navarro, PRL 122 (2019) 041302



Muñoz & Dvorkin, PRD 98 (2018) 043503

It is time to start worrying about scale-dependent galaxy bias, especially when dealing with massive neutrinos



THE

TAKE-HOME MESSAGE

Scale-dependent bias and neutrinos: take-home messages

- **Non-locality** of galaxy formation on small scales: k^2 correction
Size of effect: $\sim R_\star^2$, with $R_\star \sim$ size of halo
- Halos form from **CDM+baryons density field**: use b_{cb} instead of b_m
Size of effect: $\sim f_\nu$
- Halo formation still cares about **history of neutrino density field up to large scales**: step-like feature even in b_{cb}
Size of effect: $\sim 0.6b_L f_\nu$

Need to model all three effects **on linear and mildly nonlinear scales** for a robust analysis of galaxy power spectrum data!



THE

TAKE-HOME MESSAGE

Conclusions

- Cosmology provides **tightest** constraints on sum of ν masses, $M_\nu \lesssim 0.12 - 0.15 \text{ eV}$ (assuming Λ CDM)
- **Mild preference** for normal ordering due to volume effects \rightarrow think carefully about your prior
- Lots of room for improvement in treatment of **galaxy bias** through CMB lensing-galaxy cross-correlations
- Beware and correct for **systematic** effects as scale-dependent galaxy bias due to neutrinos (correct for it in CLASS v2.7)!

Thank you!



Katherine Freese
Michigan, Stockholm



Shirley Ho
Berkeley → CCA



Martina Gerbino
Stockholm → Chicago



Elena Giusarma
Berkeley → CCA



Ariel Goobar
Stockholm



Olga Mena
Valencia



Thejs Brinckmann
Aachen → Stony Brook



Massimiliano Lattanzi
Ferrara



Simone Ferraro
Berkeley



Julien Lesgourgues
Aachen



Maria Archidiacono
Aachen → Århus




Suhail Dhawan
Stockholm



Rocky Kamen-Rubio
Berkeley



Kam-Biu Luk
Berkeley



Tim Sprenger
Aachen

SV, S. Dhawan, M. Gerbino, K. Freese, A. Goobar, O. Mena, *Phys. Rev. D* **98** (2018) 083501
[arXiv:1801.08553]

Can the neutrino mass ordering and lab experiments tell us something about dark energy?

Constraints on the sum of the neutrino masses in dynamical dark energy models with $w(z) \geq -1$ are tighter than those obtained in Λ CDM

Sunny Vagnozzi, Suhail Dhawan, Martina Gerbino, Katherine Freese, Ariel Goobar, and Olga Mena
Phys. Rev. D **98**, 083501 – Published 1 October 2018

Article

PDF

HTML

Export Citation

ABSTRACT

We explore cosmological constraints on the sum of the three active neutrino masses M_ν in the context of dynamical dark energy (DDE) models with equation of state (EoS) parametrized as a function of redshift z by $w(z) = w_0 + w_a z / (1 + z)$, and satisfying $w(z) \geq -1$ for all z . We make use of cosmic microwave background data from the Planck satellite, baryon acoustic oscillation measurements, and supernovae Ia luminosity distance measurements, and perform a Bayesian analysis. We show that, within these models, the bounds on M_ν do not degrade with respect to those obtained in the Λ CDM case; in fact, the bounds are slightly tighter, despite the enlarged parameter space. We explain our results based on the observation that, for fixed choices of w_0 , w_a such that $w(z) \geq -1$ (but not $w = -1$ for all z), the upper limit on M_ν is tighter than the Λ CDM limit because of the

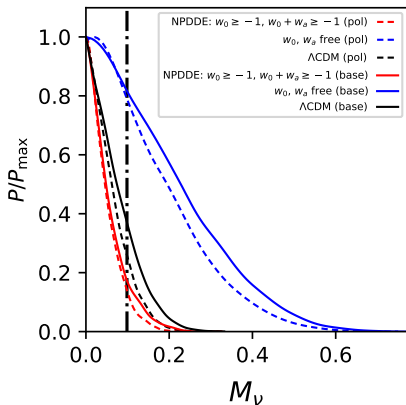
Can M_ν limits get tighter in extended parameter spaces?

Now consider $w_0 w_a$ CDM but impose $w_0 \geq -1$, $w_0 + w_a \geq -1$ (NPDDE)

NOTE: Λ CDM is still a particular case of NPDDE when $w_0 = -1$, $w_a = 0$

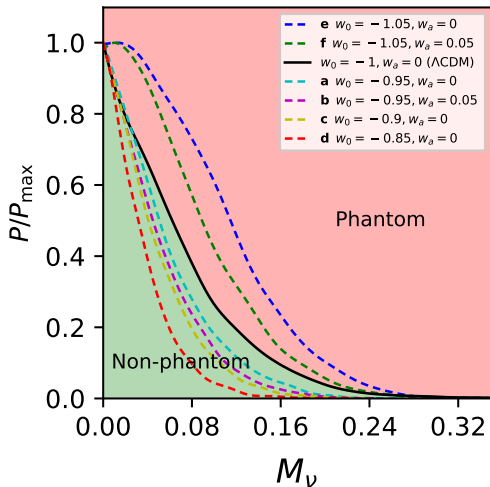
95% C.L. upper limits

- Λ CDM: 0.17 eV
- $w_0 w_a$ CDM: 0.41 eV
- NPDDE: **0.12 eV!!!**
 $\approx 40\%$ tighter



Can M_ν limits get tighter in extended parameter spaces?

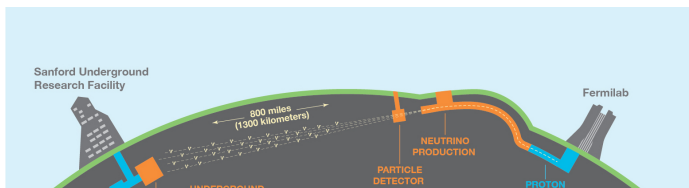
Why does this happen even though Λ CDM is a limiting case of NPDDE?



Connecting dark energy to neutrino laboratory experiments: take home messages

- In non-phantom dark energy models the preference for the normal neutrino ordering is stronger ($\approx 3 - 4 : 1$) than in Λ CDM ($\approx 2 : 1$)
- Long-baseline experiments (e.g. DUNE) targeting mass ordering...
- ...if ordering inverted, dark energy very unlikely to be quintessence (**proof by contradiction**: quintessence wants too light neutrinos)
- Insight into what is not driving cosmic acceleration from neutrino laboratory measurements

SV et al., PRD 98 (2018) 083501



M. Gerbino, K. Freese, **SV**, M. Lattanzi, O. Mena, E. Giusarma, S. Ho, *Phys. Rev. D* **95** (2017) 043512 [[arXiv:1610.08830](https://arxiv.org/abs/1610.08830)]

Neutrinos as a nuisance: can they mess up our conclusions about inflation?

Impact of neutrino properties on the estimation of inflationary parameters from current and future observations

Martina Gerbino, Katherine Freese, Sunny Vagnozzi, Massimiliano Lattanzi, Olga Mena, Elena Giusarma, and Shirley Ho
Phys. Rev. D **95**, 043512 – Published 15 February 2017

Article

PDF

HTML

Export Citation



ABSTRACT

We study the impact of assumptions about neutrino properties on the estimation of inflationary parameters from cosmological data, with a specific focus on the allowed contours in the n_s/r plane, where n_s is the scalar spectral index and r is the tensor-to-scalar ratio. We study the following neutrino properties: (i) the total neutrino mass $M_\nu = \sum_i m_i$ (where the index $i = 1, 2, 3$ runs over the three neutrino mass eigenstates); (ii) the number of relativistic degrees of freedom N_{eff} at the time of recombination; and (iii) the neutrino hierarchy. Whereas previous literature assumed three degenerate neutrino masses or two massless neutrino species (approximations that clearly do not match neutrino oscillation data), we study the cases of normal and inverted hierarchy. Our basic result is that these three neutrino properties induce $< 1\sigma$ shift of the probability contours in the n_s/r plane with both current or upcoming data. We find that the choice of neutrino

Issue

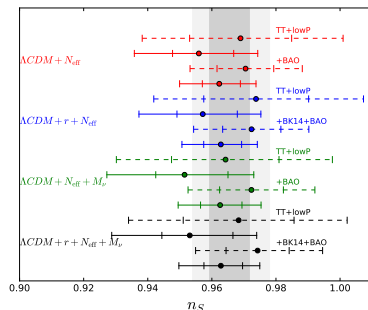
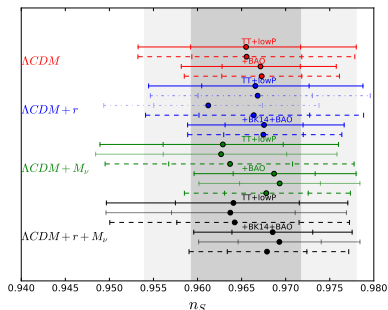
Vol. 95, Iss
2017

Reuse

Access (C)
Buy Article

Neutrinos as a nuisance for inflationary parameters

Left: solid for exact NO, dashed for 3 degenerate approximation.
Right: solid for “hard” marginalization ($N_{\text{eff}} \leq 3.046$; low-reheating models), dashed for “broad” marginalization ($0 \leq N_{\text{eff}} \leq 10$)

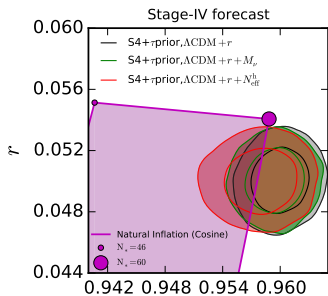


Gerbino, Freese, SV, et al., PRD 95 (2017) 043512

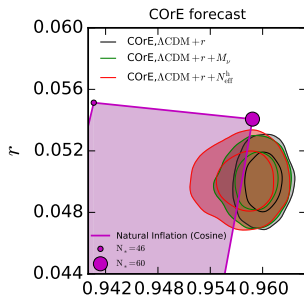
Neutrinos as a nuisance for inflationary parameters

Forecasts for S4 and COrE with fiducial NO $M_\nu = 0.06 \text{ eV}$, $r = 0.05$.

	COrE	S4
$\Lambda\text{CDM} + r$	0.9601 ± 0.0014	0.9599 ± 0.0019
$\Lambda\text{CDM} + r + M_\nu$	0.9593 ± 0.0016	0.9595 ± 0.0020
$\Lambda\text{CDM} + r + N_{\text{eff}}^{\text{h}}$	$0.9580^{+0.0024}_{-0.0017}$	$0.9580^{+0.0027}_{-0.0023}$



n_s

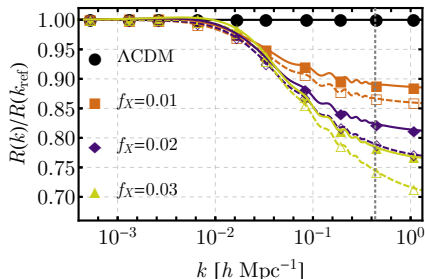


n_s

Light relics beyond neutrinos

For relics becoming non-relativistic during radiation domination

$\Delta P(k)/P(k) \sim -14f_\chi$ (cf. $-8f_\nu$ for neutrinos) *Boyarsky et al., JCAP 0905 (2009) 012*



Muñoz & Dvorkin, PRD 98 (2018) 043503

Search for these relics with LSS data *modelling galaxy bias properly* (so far only searched for with Ly- α data) *With Julián Muñoz and Cora Dvorkin*