

# Seven hints that early-time new physics alone is not sufficient to solve the Hubble tension

Sunny Vagnozzi

Department of Physics, University of Trento  
Trento Institute for Fundamental Physics (TIFPA)-INFN

✉ [sunny.vagnozzi@unitn.it](mailto:sunny.vagnozzi@unitn.it)

🏠 [www.sunnyvagnozzi.com](http://www.sunnyvagnozzi.com)

RAMSIA-2023, 23 June 2023



UNIVERSITÀ  
DI TRENTO

Dipartimento di  
Fisica



**TIFPA**

# The Hubble constant

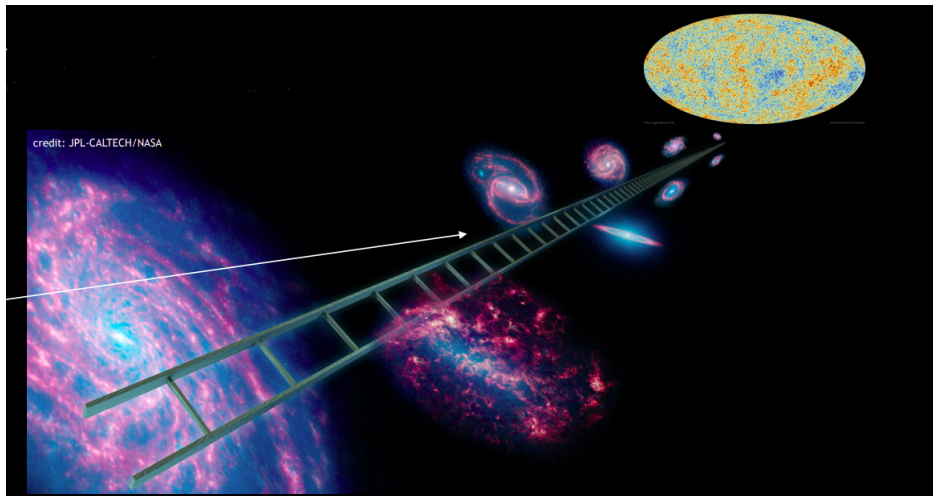
$H_0$ : current rate of expansion of the Universe

## *Why care about $H_0$ ?*

- Allan Sandage, 1970: *“Cosmology can be described as the search for two numbers: the current rate of expansion [ $H_0$ ] and the deceleration of the expansion [ $q_0$ ]”*
- Adam Riess, 2019: *“ $H_0$  is the ultimate end-to-end test for  $\Lambda$ CDM”*

See review by Di Valentino et al., CQG 38 (2021) 153001

# $H_0$ as an end-to-end test



## How to measure $H_0$ ?

Always a good idea in cosmology:

measure distances to measure the expansion rate

Luminosity distance:

$$d_L(z) = (1+z) \frac{1}{H_0 \sqrt{\Omega_K}} \sinh \left[ H_0 \sqrt{\Omega_K} \int_0^z \frac{dz'}{H(z')} \right]$$

Angular diameter distance:

$$d_A(z) = \frac{1}{1+z} \frac{1}{H_0 \sqrt{\Omega_K}} \sinh \left[ H_0 \sqrt{\Omega_K} \int_0^z \frac{dz'}{H(z')} \right]$$

## Standard candles and standard rulers

In practice “infer distances” = “measure fluxes or angles”

Fluxes:

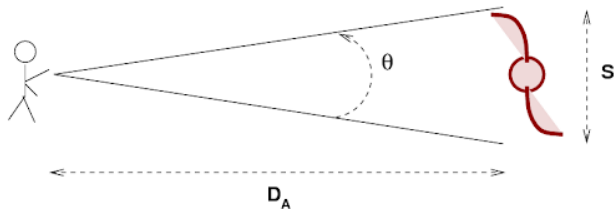
$$d_L = \sqrt{\frac{L}{4\pi f}}$$

$L$ =intrinsic luminosity


Angles:

$$d_A = \frac{s}{\theta}$$

$s$ =intrinsic physical size



# Standard candles and standard rulers



Credits: NASA/JPL-Caltech/R. Hurt (SSC)

# The CMB as a (self-calibrated) standard ruler

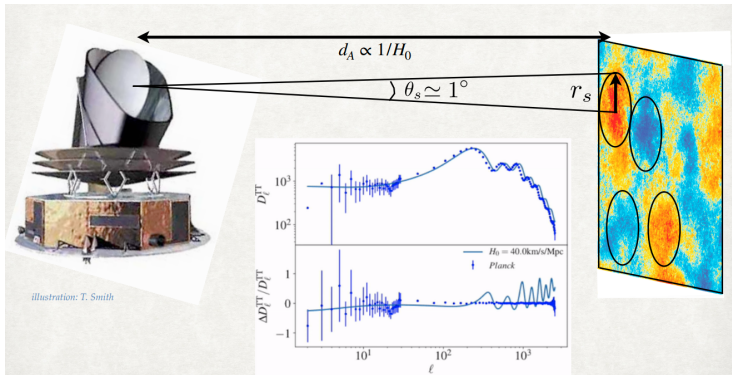
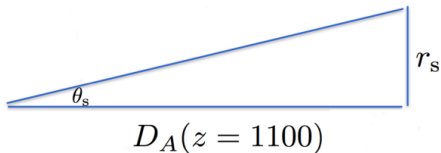


illustration: T. Smith



Credits: Tristan Smith and Vivian Poulin (above), Silvia Galli (below)

## Applying the ruler

Units of  $H_0$  always implicitly km/s/Mpc from now on

$$H_0 = 67.27 \pm 0.60$$

*(Planck 2018 TTTEEE+lowE)*

*Planck collaboration, A&A 641 (2020) A6*

Confirmed by ACT

$$H_0 = 67.9 \pm 1.5$$

*(ACT DR4)*

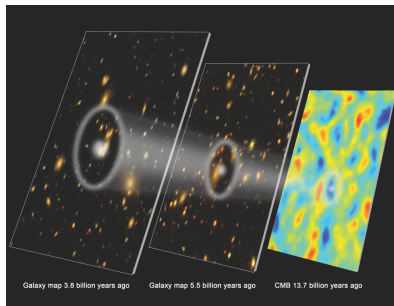
*ACT collaboration, JCAP 2012 (2020) 047*



## Late-time guard rails: the role of BAO

Can measure the sound horizon feature at different redshifts:

$$\theta_{\text{BAO}} \sim \frac{r_s(z_*)}{d_A(z_{\text{BAO}})}$$

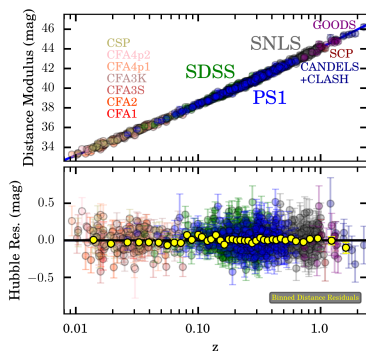


Credits: Eric Huff and the BOSS/SPT collaborations

BAO constrain  $H_0 r_s$ , stabilizes  $H_0$  constraints from CMB alone, breaks geometrical degeneracy (particularly in models with late-time new physics)

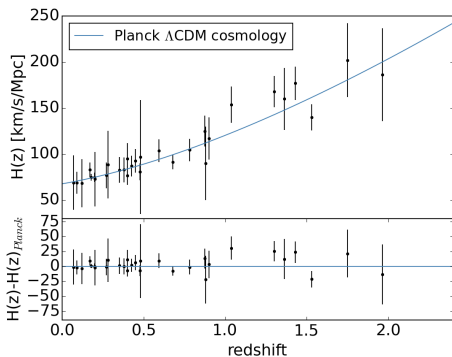
## Other late-time guard rails

Uncalibrated Hubble flow SNeIa:  
constrain slope of  $H(z)$



Scolnic *et al.*, *ApJ* 859 (2018) 101

Cosmic chronometers: constrain  
absolute scale of  $H(z)$



Moresco *et al.*, *JCAP* 1612 (2016) 039

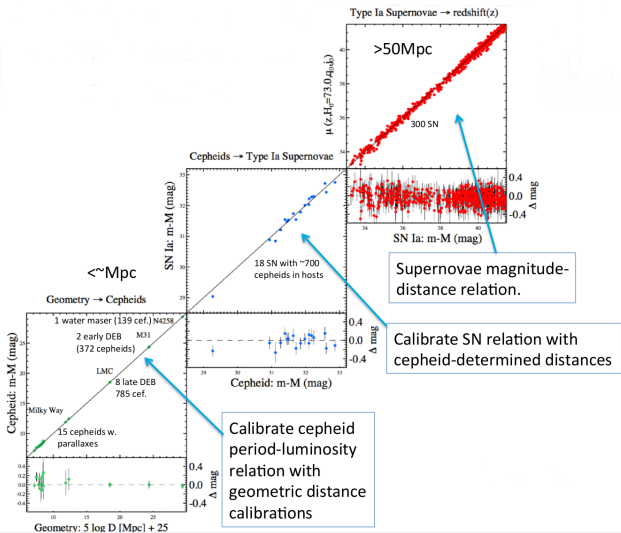
## Combining CMB and late-time guard rails

$$H_0 = 67.72 \pm 0.40$$

*(CMB+BAO+uncalibrated SNeIa)*

# Calibrating the local distance ladder with Cepheids

## 3-rung distance ladder Adapted from Adam Riess and Silvia Galli



## Calibrating the local distance ladder with Cepheids

PantheonPlus+SH0ES: several distance anchors, 42 calibrator SNeIa,  
~ 300 SNeIa at  $z < 0.15 \rightarrow 1.4\%$  measurement of  $H_0$ ! [Riess et al., ApJL 934 \(2022\) L7](#)

$$H_0 = 73.04 \pm 1.04$$

*(Cepheid-calibrated SNeIa, R22)*

compare against

$$H_0 = 67.72 \pm 0.40$$

*(CMB+BAO+uncalibrated SNeIa)*


Almost  $5\sigma$  tension!

# The trouble

Several other inferences of  $H_0$  beyond those discussed earlier, which make the tension more (or less) severe

Overall trend:

- “early-time” model-dependent measurements prefer low  $H_0$
- “late-time” direct measurements prefer high  $H_0$



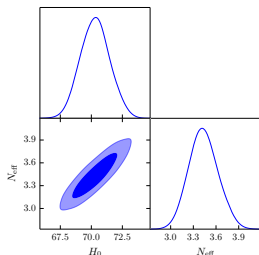
Di Valentino et al., CQG 38 (2021) 153001

# A naïve first approach: CMB vs local measurements only

$$\theta_s = \frac{r_s(z_*)}{d_A(z_*)} = \frac{\int_{z_*}^{\infty} \frac{dz'}{H(z')}}{\int_0^{z_*} \frac{dz''}{H(z'')}}$$

## Early-Universe new physics

Prototype:  $N_{\text{eff}} > 3.046$

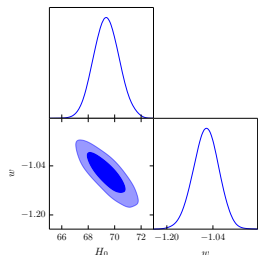


SV, PRD 102 (2020) 023518

$r_s(z_*)$  and  $d_A(z_*)$  decrease at fixed  $\theta_s$ ,  $H_0$  increases to decrease  $d_A(z_*)$

## Late-Universe new physics

Prototype:  $w < -1$

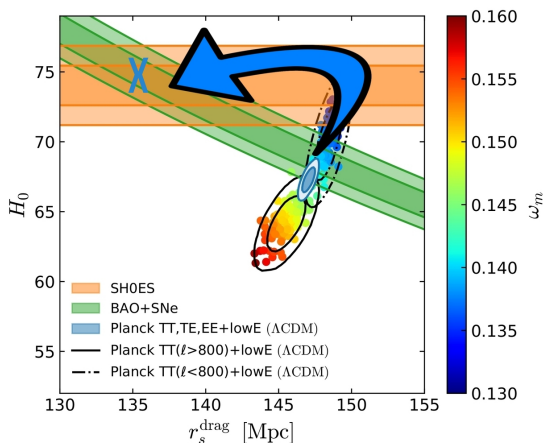


SV, PRD 102 (2020) 023518

$r_s(z_*)$  and  $d_A(z_*)$  fixed so  $\theta_s$  fixed,  $d_A(z < z_*)$  decreases to increase  $H_0$

# Hubble tension no-go theorem

Solving the tension seems to require lowering  $r_s$  by  $\approx 7\%$



Knox & Millea, PRD 101 (2020) 043533

This would seem to require early-time (pre-recombination) new physics!



# Hubble tension no-go theorem?


...yet, we still haven't been able to construct a model truly fixing  $H_0$   
(empirically, early-Universe new physics only seems to get to  $H_0 \sim 70$ )

*Is early-time new physics the end of the story?*

Perhaps not...

*Opinion*

## **Seven hints that early-time new physics alone is not sufficient to solve the Hubble tension**

Sunny Vagnozzi <sup>1,2</sup> 

<sup>1</sup> Department of Physics, University of Trento, Via Sommarive 14, 38123 Povo (TN), Italy

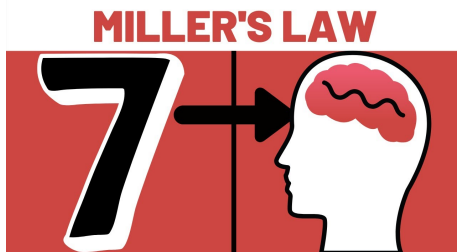
<sup>2</sup> Istituto Nazionale di Fisica Nucleare (INFN)-Trento Institute for Fundamental Physics and Applications (TIFPA), Via Sommarive 14, 38123 Povo (TN), Italy

E-mail: [sunny.vagnozzi@unitn.it](mailto:sunny.vagnozzi@unitn.it)

## Seven hints

- **A**ges of the oldest astrophysical objects
- **B**aryon Acoustic Oscillations  $r_d$ - $H_0$  degeneracy slope
- **C**osmic chronometers
- **D**escending trends observed in a wide range of low- $z$  datasets
- **E**arly integrated Sachs-Wolfe effect and its restrictions on early-time new physics
- **F**ractional matter density ( $\Omega_m$ ) constraints from uncalibrated cosmic standards
- **G**alaxy power spectrum  $r_d$ - and  $k_{\text{eq}}$ -based determinations of  $H_0$

Why seven? (*Why not?*) Miller, Psychol. Rev. 63 (1956) 81



## Hint 1: Ages of the oldest astrophysical objects

Historically (1960s-1998) high- $z$  OAOs provided the first hints for the existence of dark energy ( $\Omega \neq 1$ ,  $\Omega_\Lambda > 0$ )

### **A 3.5-Gyr-old galaxy at redshift 1.55**

James Dunlop, John Peacock, Hyron Spinrad, Arjun Dey, Raul Jimenez, Daniel Stern & Rogier Windhorst

*Nature* **381**, 581–584 (1996) | [Cite this article](#)

## **Conflict over the age of the Universe**

M. Bolte & C. J. Hogan

*Nature* **376**, 399–402 (1995) | [Cite this article](#)

### **The observational case for a low-density Universe with a non-zero cosmological constant**


J. P. Ostriker & Paul J. Steinhardt

*Nature* **377**, 600–602 (1995) | [Cite this article](#)

What can OAOs do for cosmology in the 2020s?

## Hint 1: Ages of the oldest astrophysical objects

$$t_U(z) = \int_z^\infty \frac{dz'}{(1+z')H(z')} \propto \frac{1}{H_0}$$

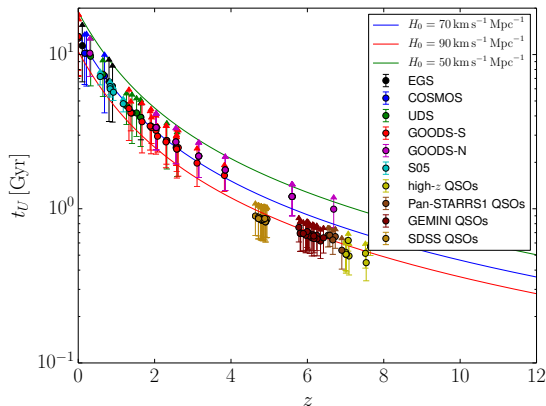
- OAOs cannot be older than the Universe  $\rightarrow$  **upper limit on  $H_0$**
- $t_U(z)$  integral insensitive to early-time cosmology
- $\rightarrow$  **late-time  $\Lambda$ CDM consistency test independent of early times!**
- **Ages of astrophysical objects at  $z > 0$  hard to estimate robustly** 

Usefulness in relation to the  $H_0$  tension:

- Contradiction between OAOs upper limit on  $H_0$  and local  $H_0$  measurements could indicate the need for non-standard late-time ( $z \lesssim 10$ ) physics, or non-standard local physics
- Conclusions completely independent of pre-recombination physics

# Hint 1: Ages of the oldest astrophysical objects

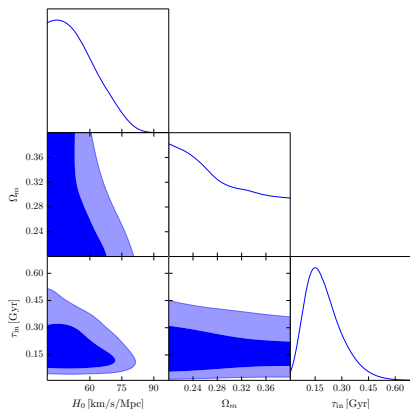
Age-redshift diagram up to  $z \sim 8$



# Hint 1: Ages of the oldest astrophysical objects

Assume  $\Lambda$ CDM at late times, constrain  $H_0$ ,  $\Omega_m$ , and incubation time  $\tau_{\text{in}}$

Prior for  $\tau_{\text{in}}$  following Jiménez *et al.*, JCAP 1903 (2019) 043; Valcin *et al.*, JCAP 2012 (2020) 022



**CAVEAT** – If the OAOs ages are reliable, possible explanations are:

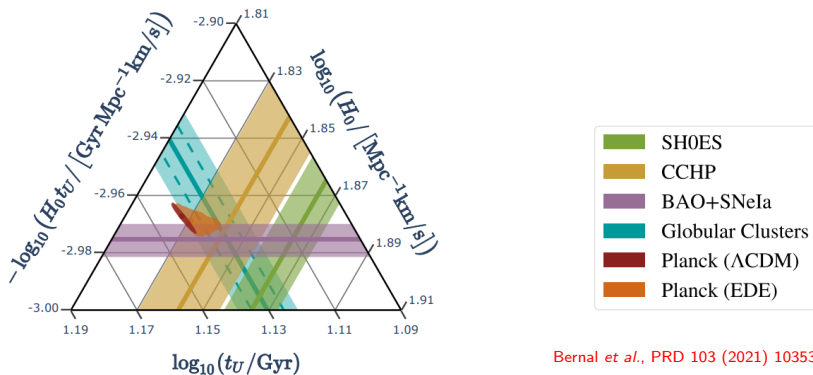
- #1:  $\Lambda$ CDM may not be the end of the story at  $z \lesssim 10$
- #2: Nothing wrong with  $\Lambda$ CDM at  $z \lesssim 10$ , need new physics on local scales
- #3: Just a boring  $2\sigma$  fluke or systematics?

SV, Pacucci & Loeb, JHEAp 36 (2022) 27

$H_0 < 73.2$  (95% C.L.)

## Hint 1: OAOs

Cosmic triangles: current cosmological data within a given model are over-constrained, look at quantities beyond  $H_0$  and  $r_d$  (e.g.  $\Omega_m$ ,  $t_U$ )



Bernal *et al.*, PRD 103 (2021) 103533

If high  $t_U(z=0)$  measured reliably and with small uncertainties, models with high  $H_0$  and standard low- $z$  physics disfavored

## Hint 2: BAO $r_d$ - $H_0$ degeneracy slope

CMB and BAO constrain respectively:

$$\theta_\star \equiv \frac{r_\star}{D(z_\star)}, \quad \theta_d(z_{\text{obs}}) \equiv \frac{r_d}{D(z_{\text{obs}})}$$

Two sound horizons closely related:

$$r_d \approx 1.0184 r_\star$$

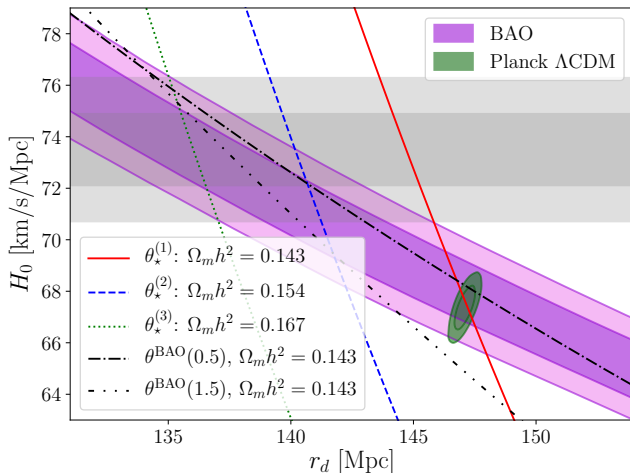
For given  $\omega_m$ , imposing  $\theta_\star = \text{const}$  and  $\theta_d(z_{\text{obs}}) = \text{const}$  defines a degeneracy line in the  $r_d$ - $H_0$  plane with very different slopes for CMB and BAO (steeper for CMB, because  $z_\star \gg z_{\text{obs}}$ )

Q: what happens if  $H_0$  is raised, while *only* lowering  $r_d$ ...?



## Hint 2: BAO $r_d$ - $H_0$ degeneracy slope

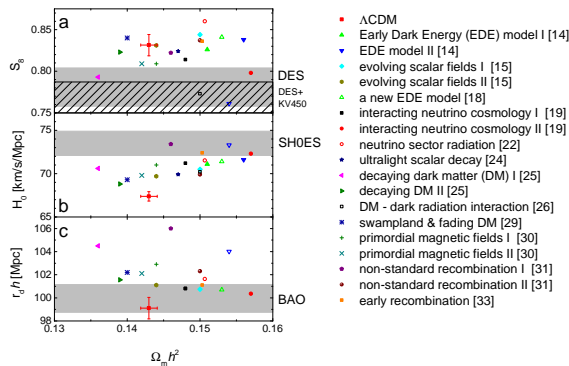
A: quickly run into trouble with BAO and/or WL data if  $\omega_m$  is unchanged, but even changing  $\omega_m$  cannot bring agreement with both!



## Hint 2: BAO $r_d-H_0$ degeneracy slope

Lower  $\omega_m \implies$  tension with BAO data

Higher  $\omega_m \implies$  tension with WL data (worsen  $S_8$  tension)



Jedamzik, Pogosian & Zhao, *Commun. Phys.* 4 (2021) 123

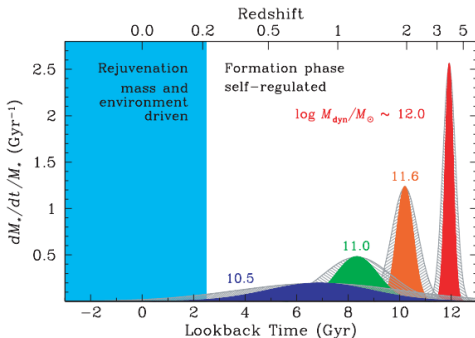
New physics which *only* reduces  $r_s$  is not enough!

## Hint 3: Cosmic chronometers

Take two ensembles of galaxies that formed around the same time and are separated by a small redshift interval  $\Delta z$  around  $z_{\text{eff}}$ : Jiménez & Loeb, ApJ 573 (2002) 37

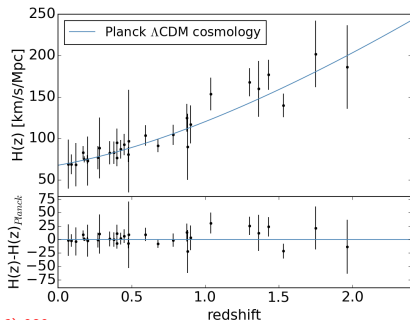
$$\frac{dt}{dz} = -\frac{1}{(1+z)H(z)} \implies H(z_{\text{eff}}) = -\frac{1}{1+z_{\text{eff}}} \frac{\Delta z}{\Delta t}$$

Use massive, early-time, passively-evolving galaxies (evolving on a much longer timescale than their age differences)



## Hint 3: Cosmic chronometers

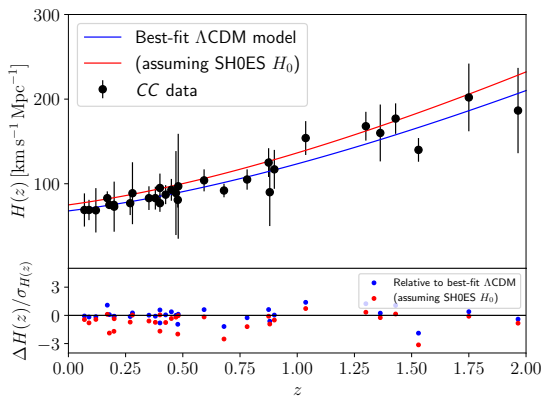
- CCs are completely (cosmological) model-independent
- CCs can be used to infer *cosmological*/*non-local* value of  $H_0$
- Analyzing CC requires no assumptions on early-Universe physics
- Contradiction between CCs value of  $H_0$  (assuming  $\Lambda$ CDM) and local  $H_0$  measurements could indicate the need for non-standard late-time ( $z \lesssim 2$ ) physics beyond  $\Lambda$ CDM, or non-standard local physics



## Hint 3: Cosmic chronometers

Early-time-independent consistency test of  $\Lambda$ CDM: assuming  $\Lambda$ CDM holds at late times, from CC alone infer  $H_0 = 67.5 \pm 3.0$

- Central value in excellent agreement with *Planck*
- Almost  $2\sigma$  “tension” with local Cepheid-calibrated SNIa  $H_0$
- Preference for low  $H_0$  not driven by any specific datapoint



## Hint 4: Descending trends

Mathematically speaking, dynamical models (e.g.  $\Lambda$ CDM) break down if values of (constant) fitting parameters pick up time dependence

Integrate 1st Friedmann equation with  $w_{\text{eff}}(z)$  prescribed (in FLRW):

$$H_0 = H(z) \exp \left[ -\frac{3}{2} \int_0^z dz' \frac{1 + w_{\text{eff}}(z')}{1 + z'} \right]$$

$H(z) \sim$  data       $w_{\text{eff}}(z')$ : prescribed model

$H_0$ : inferred fitting parameter (here mathematically integration constant)

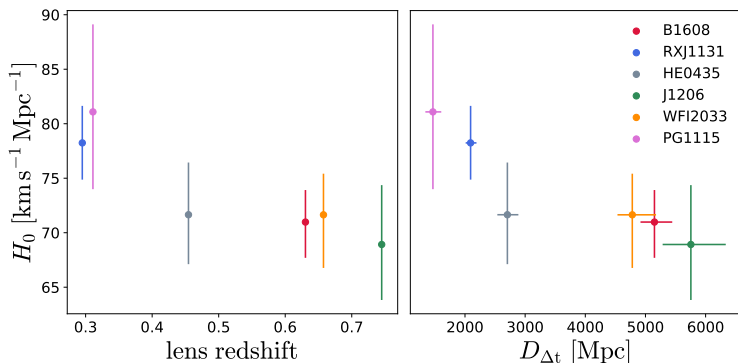
If input  $w_{\text{eff}}(z)$  and data “disagree”,  $H_0$  picks up  $z$ -dependence and “runs”  
*at all redshifts* Krishnan et al., PRD 103 (2021) 103509

If  $H_0$  tension physical,  $z$ -evolution of  $H_0$  at intermediate  $z$  inevitable!

## Hint 4: Descending trends

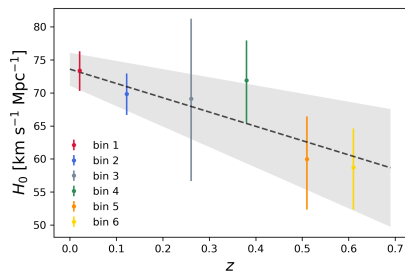
- Has such a  $z$ -evolution already been observed in current data?
- Has it been observed in independent datasets with a common trend?
- Are there mundane explanations for its size and direction?

Perhaps most famous example observed in H0LiCOW data ( $\sim 2\sigma$ )

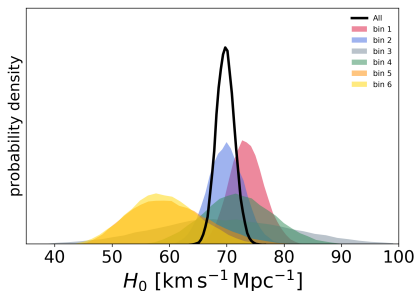


## Hint 4: Descending trends

Combination of (binned) low- $z$  datasets: megamaser distances, CCs, isotropic BAO, *Pantheon* SNeIa ( $r_d$  treated as free parameter)



Krishnan *et al.*, PRD 102 (2020) 103525

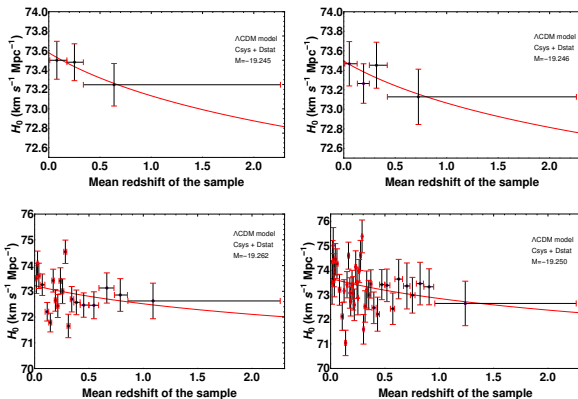


$\sim 2.1\sigma$  significance, slope consistent with H0LiCOW, by construction independent of early-Universe physics



## Hint 4: Descending trends

(Binned) *Pantheon* SNeIa



Dainotti *et al.*, *ApJ* 912 (2021) 150

$\sim 2\sigma$  significance, well fit by  $H(z) = H_0(1+z)^{-\alpha}$ , with  $\alpha \sim 10^{-2}$

## Hint 4: Descending trends

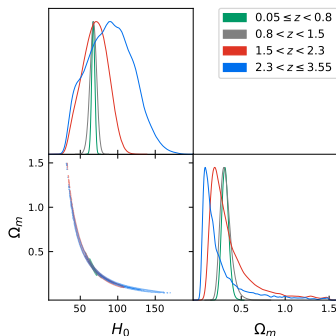
Similar trends (descending  $H_0$  and/or increasing  $\Omega_m$ ) observed in many different dataset combinations:

- *PantheonPlus+SH0ES* SNela [Jia, Hu & Wang, A&A 674 \(2023\) A45](#)
- *PantheonPlus* SNela [Malekjani et al., arXiv:2301.12725](#)
- *Pantheon* SNela [Horstmann, Pietschke & Schwarz, A&A 668 \(2022\) A34](#)
- *CC+Pantheon* SNela+QSOs [Ó Colgáin et al., arXiv:2206.11447](#)
- QSOs [Risaliti & Lusso, Nat. Astron. 3 \(2019\) 272](#)
- $f\sigma_8$  measurements:  $S_8$  increasing with redshift [Adil et al., arXiv:2303.06928](#)
- ...and others!

Question: could this be expected even within  $\Lambda$ CDM? (naïve guess: at high  $z$  lose sensitivity to DE, so expect  $\Omega_m \uparrow \implies H_0 \downarrow$ )

## Hint 4: Descending trends

Forecast with mock data matching expected sensitivity of DESI



Ó Colgáin, Sheikh-Jabbari & Solomon, PDU 40 (2023) 101216

- Slight trend actually in the *opposite* direction
- Trend seen at  $z$  *smaller* than those where one expects to see it
- Expected size in any case *much smaller* than what is observed

Taken seriously, descending trends indicate need for new late-time physics

## Hint 5: Early ISW effect

Around recombination: Universe not fully matter dominated  $\implies$  residual decay of gravitational potentials  $\implies$  eISW effect sources anisotropies

$$\Theta = \int_0^{\eta_0} d\eta \left[ \underbrace{\propto g(\Theta_0 + \Psi)}_{\text{Sachs-Wolfe}} + \underbrace{\propto g v_b \frac{d}{d\eta}}_{\text{Doppler}} + \underbrace{\propto e^{-\tau} (\dot{\Psi} - \dot{\Phi})}_{\text{ISW}} + \underbrace{\propto (g\Pi + [g\ddot{\Pi}])}_{\text{Polarization}} \right] j_\ell(k\Delta\eta)$$

$$\Theta_\ell^{\text{ISW}}(k) = \underbrace{\int_0^{\eta_m} d\eta e^{-\tau} (\dot{\Psi} - \dot{\Phi}) j_\ell(k\Delta\eta)}_{\text{early ISW}} + \underbrace{\int_{\eta_m}^{\eta_0} d\eta e^{-\tau} (\dot{\Psi} - \dot{\Phi}) j_\ell(k\Delta\eta)}_{\text{late ISW}}$$

(A substantial amount of) New physics increasing  $H(z)$  around  $z_{\text{eq}}/z_*$  *should* leave an imprint on the eISW effect!

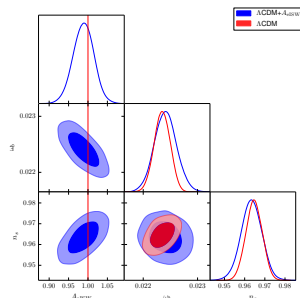
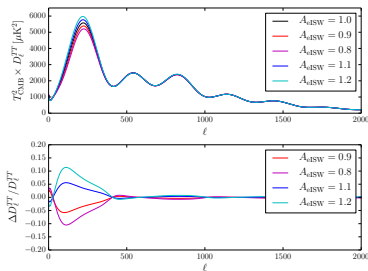
*Why is there no clear sign of early-time new physics in CMB data alone?*

## Hint 5: Early ISW effect

$$\Theta_{\ell}^{\text{eISW}}(k) = A_{\text{eISW}} \int_0^{\eta_m} d\eta e^{-\tau} (\dot{\Psi} - \dot{\Phi}) j_{\ell}(k\Delta\eta)$$

Consistency check: within  $\Lambda$ CDM, data consistent with  $A_{\text{eISW}} = 1$ ?

Yes!  $A_{\text{eISW}} = 0.988 \pm 0.027$  (other parameters stable to within  $\lesssim 0.3\sigma$ )



## Hint 5: Early ISW effect

### High $H_0$ EDE fit to CMB requires increased $\omega_c \rightarrow$ worsens $S_8$ tension?

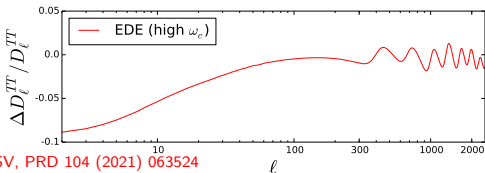
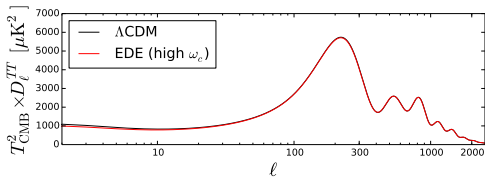
Hill *et al.*, PRD 102 (2020) 043507; Ivanov *et al.*, PRD 102 (2020) 103502; D'Amico *et al.*, JCAP 2105 (2021) 072; see partial rebuttals in: Murgia *et al.*, PRD 103 (2021) 063502; Smith *et al.*, PRD 103 (2021) 123542

Editors' Suggestion

Early dark energy does not restore cosmological concordance

J. Colin Hill, Evan McDonough, Michael W. Toomey, and Stephon Alexander  
Phys. Rev. D 102, 043507 – Published 5 August 2020

Parameter	$\Lambda$ CDM	EDE (high $\omega_c$ )	EDE (low $\omega_c$ )
$100\omega_b$	2.253	2.253	2.253
$\omega_c$	0.1177	0.1322	0.1177
$H_0$ [km/s/Mpc]	68.21	72.19	72.19
$\tau$	0.085	0.072	0.072
$\ln(10^{10} A_s)$	3.0983	3.0978	3.0978
$n_s$	0.9686	0.9889	0.9889
$f_{\text{EDE}}$	–	0.122	0.122
$\log_{10} z_c$	–	3.562	3.562
$\theta_i$	–	2.83	2.83
$n$	–	3	3

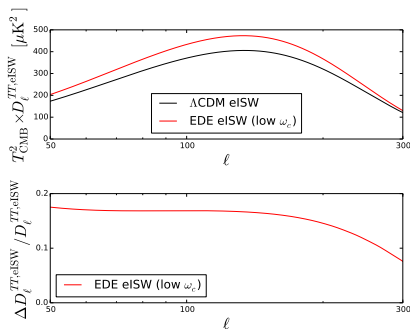


SV, PRD 104 (2021) 063524

## Hint 5: Early ISW effect

Let's extract only eISW contribution to temperature anisotropies...

Low  $\omega_c$

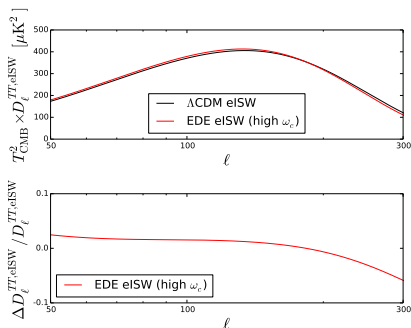


SV, PRD 104 (2021) 063524

Almost 20% eISW excess!

Problem generic to models increasing pre-recombination  $H(z)$

High  $\omega_c$



SV, PRD 104 (2021) 063524

No more than  $\lesssim$  3-5% eISW excess

## Hint 6: $\Omega_m$ constraints from EUPIUCS

Beneficial to look at joint  $H_0$ - $\Omega_m$  constraints rather than just projected  $H_0$  constraints [Lin, Mack & Hou, ApJL 904 \(2020\) L22](#)

Can we determine  $\Omega_m$ :

- At a level competitive with the CMB model-dependent value?
- Free from early-Universe assumptions (as with BAO+SNela)?

$\Delta r H_0$  small & insensitive to early-Universe physics [Lin, Chen & Mack, ApJ 920 \(2021\) 159](#)

$$\Delta r H_0 \equiv (r_d - r_\star) H_0 = \int_{z_d}^{z_\star} dz \frac{c_s(z)}{E(z)} \quad (z_d - z_\star) \sim 30$$

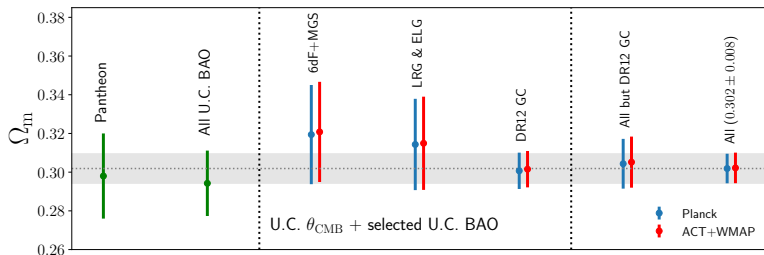
Combine  $\theta_\star$  (CMB) and  $\theta_d$  (BAO) in almost early Universe-independent way, with long lever arm to constrain  $\Omega_m$  at level competitive with CMB:  
Early Universe Physics Insensitive Uncalibrated Cosmic Standards (UCS)



## Hint 6: $\Omega_m$ constraints from EUPIUCS

Data:  $\theta_*$  (*Planck*+ACT+WMAP),  $\theta_d$  (eBOSS), CMB priors on  $z_*$  and  $\Delta z_s$ , BBN prior on  $\Omega_b h^2$

Parameters:  $\Omega_m$ ,  $\mathcal{M}$ ,  $r_d H_0$ ,  $h$  (weak dependence)



Lin, Chen & Mack, *ApJ* 920 (2021) 159

Purely geometrical, early Universe-independent value:  $\Omega_m = 0.302 \pm 0.008$

For comparison  $\Omega_m = 0.310 \pm 0.006$  in  $\Lambda$ CDM using full CMB information

## Hint 6: $\Omega_m$ constraints from EUPIUCS

Constraints not exactly along  $\Omega_m$  direction, weak  $\Omega_m$ - $h$  degeneracy

$$\left(\frac{\Omega_m}{0.3}\right) \left(\frac{h}{0.7}\right)^{-0.08} = 1.0060 \pm 0.0258$$

Combine UCS with several early Universe-independent late-time, non-local measurements to infer  $H_0$  in an early Universe-independent way

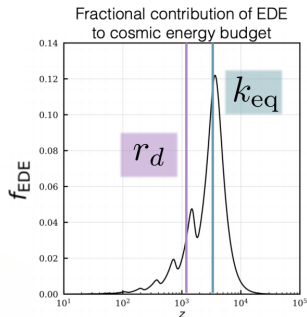
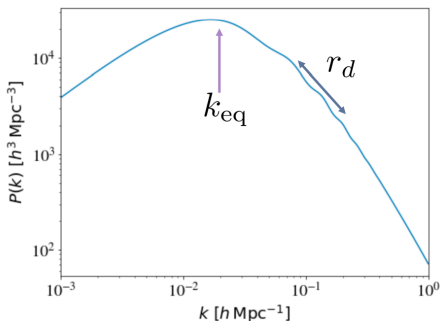
Methods	$H_0$ (km s <sup>-1</sup> Mpc <sup>-1</sup> )		$n$ - $\sigma$ from R21	
	Without $\theta_{\text{cmb}}$	With $\theta_{\text{cmb}}$	Without $\theta_{\text{cmb}}$	With $\theta_{\text{cmb}}$
UCS and individual nonlocal observation				
Cosmic chronometers				
Current public data	69.1 $\pm$ 1.7	<b>68.8 <math>\pm</math> 1.6</b>	1.9 $\sigma$	<b>2.1<math>\sigma</math></b>
Extra systematic	69.4 $\pm$ 2.3	<b>69.2 <math>\pm</math> 2.1</b>	1.4 $\sigma$	<b>1.6<math>\sigma</math></b>
Extra systematic, conservative	69.3 $\pm$ 3.4	<b>68.9 <math>\pm</math> 3.3</b>	1.1 $\sigma$	<b>1.2<math>\sigma</math></b>
$\gamma$ -ray optical depth	66.2 $\pm$ 3.5	66.1 $\pm$ 3.4	1.9 $\sigma$	<b>2.0<math>\sigma</math></b>
Cosmic age				
$t_U = 13.5 \pm 0.27$ Gyr	70.2 $\pm$ 1.7	<b>69.8 <math>\pm</math> 1.5</b>	1.4 $\sigma$	<b>1.7<math>\sigma</math></b>
$t_U = 13.5 \pm 0.33$ Gyr	70.3 $\pm$ 2.1	<b>69.8 <math>\pm</math> 1.9</b>	1.2 $\sigma$	<b>1.5<math>\sigma</math></b>
CMB lensing+DES+BBN	68.8 $\pm$ 2.4	<b>68.6 <math>\pm</math> 2.0</b>	1.6 $\sigma$	<b>1.9<math>\sigma</math></b>
UCS and joint nonlocal observations <sup>a</sup>				
All nonlocal observations	69.1 $\pm$ 1.5	<b>68.8 <math>\pm</math> 1.3</b>	2.0 $\sigma$	<b>2.4<math>\sigma</math></b>
Nonlocal observations without cosmic age	68.3 $\pm$ 1.9	<b>68.1 <math>\pm</math> 1.6</b>	2.1 $\sigma$	<b>2.5<math>\sigma</math></b>
Nonlocal observations without LSS	69.1 $\pm$ 1.6	<b>68.8 <math>\pm</math> 1.5</b>	2.0 $\sigma$	<b>2.2<math>\sigma</math></b>

Lin, Chen & Mack, ApJ 920 (2021) 159

Residual  $\approx 2\sigma$  tension can have nothing to do with early-Universe physics: need late-time new physics and/or local new physics (systematics very unlikely given consistency among independent probes)

## Hint 7: $r_s$ - and $k_{\text{eq}}$ -based constraints on $H_0$ from $P(k)$

Two scales in  $P(k)$ , both standard rulers



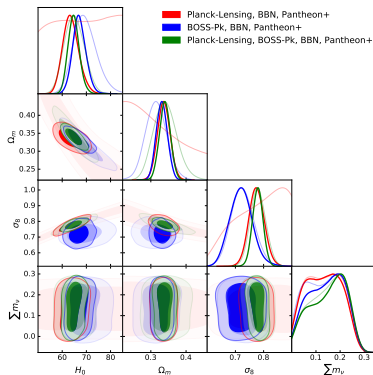
Credits: Oliver Philcox

- $k_{\text{eq}} = \sqrt{2\Omega_m H_0 z_{\text{eq}}}$  sets peak and overall shape ( $z_{\text{eq}} \approx 3500$ )
- $r_d$  sets BAO frequency ( $z_* \approx 1100$ )

Both can be used to infer  $H_0$ : in the presence of a substantial amount of new physics, no reason two values should agree!

## Hint 7: $r_s$ - and $k_{\text{eq}}$ -based constraints on $H_0$ from $P(k)$

Can analyze  $P(k)$  data removing (most)  $r_d$  information (effectively marginalizing over  $r_d$ ), similarly CMB lensing also sensitive to  $k_{\text{eq}}$



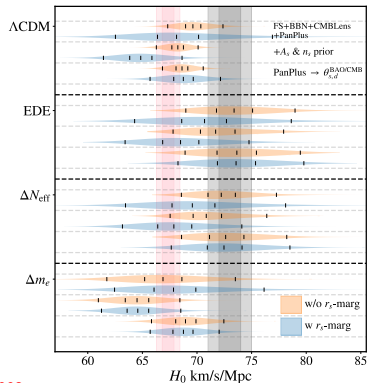
Philcox *et al.*, PRD 106 (2022) 063530

$H_0 = 64.8^{+2.2}_{-2.5}$  (only  $k_{\text{eq}}$  info): agrees with  $\Lambda$ CDM  $r_d$ -based value of  $H_0$ , disfavors significant amount of early-time new physics?

## Hint 7: $r_s$ - and $k_{\text{eq}}$ -based constraints on $H_0$ from $P(k)$

### Caveats:

- Current error bars still quite large
- $r_d$  vs  $r_d$ -marginalized comparison model-dependent...
- ...and ( $\Omega_m$ ) prior-dependent




Smith, Poulin & Simon, arXiv:2208.12992

Future data should improve discriminatory power!

# Where to from here? Some scattered thoughts

- Empirically: early-time physics only seems to reach  $H_0 \sim 70$  (no external priors)
- Idea: combine early-time and late-time (both non-local) and local new physics?
- Direction of late-time physics: lower  $d_A(z)$  at  $z > 0$  (phantom/interacting DE?)
- BAO and high- $z$  SNela actually can tolerate  $w$  as low as  $\sim -1.07$  (even  $-1.10?$ ),  $\Delta H_0 \sim -20(1+w)$ , so this can help as much as  $\Delta H_0 \sim 1.5$  [SV, PRD 102 \(2020\) 023518](#)
- If there is *also* some local new physics lowering local  $H_0$ , maybe don't need non-local  $H_0$  to go all the way up to  $\sim 74$  after all? (two can meet halfway)
- Early-time new physics probably still need to do the lion's share of the job...
- Early+late: can two models decouple, both "push" non-local  $H_0$  up separately, combining their tension-solving virtues "in phase" / "constructively"?

Objection: wouldn't this violate Occam's razor? (my opinion ↓)



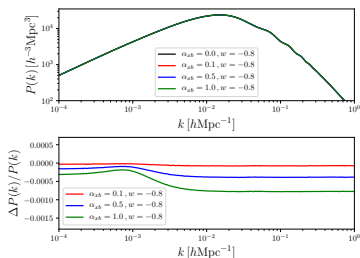
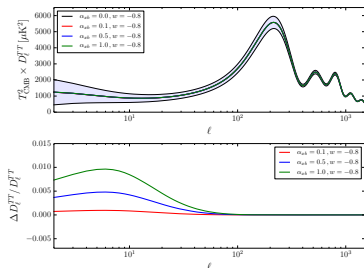
# Where to from here? What about the $S_8$ tension?

Early times: a relatively successful early-time model (EDE and variants,  $\Delta m_e, \dots$ )

Late times: scattering-type new physics (at 1st order does not affect background but only perturbations) involving DM and/or DE  $\rightarrow$  decouple  $S_8$ -solving effects from  $H_0$ -solving ones, combine the two constructively?

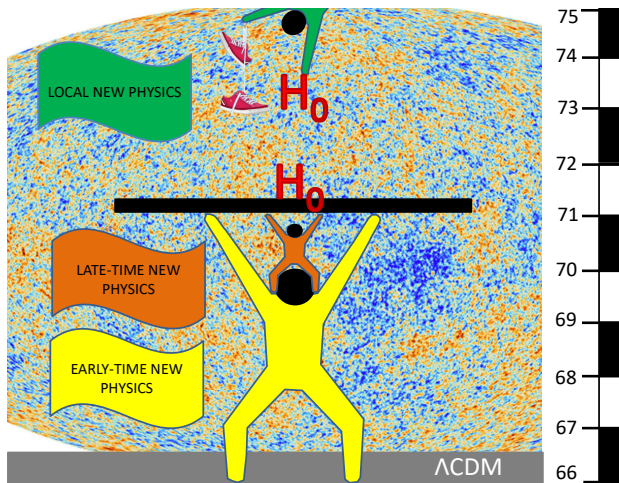
Example: DE-baryon scattering

$$\begin{aligned} \dot{\theta}_b &= -\mathcal{H}\theta_b + c_s^2 k^2 \delta_b + \frac{4\rho_\gamma}{3\rho_b} a n_e \sigma_T (\theta_\gamma - \theta_b) + (1 + w_x) \frac{\rho_x}{\rho_b} a n_e \sigma_{xb} (\theta_x - \theta_b) \\ \dot{\theta}_x &= -\mathcal{H}(1 - 3c_s^2)\theta_x + \frac{c_s^2 k^2}{1 + w_x} \delta_x + a n_e \sigma_{xb} (\theta_b - \theta_x) \end{aligned}$$



# Where to from here?

Pictorial representation of what I think could be a promising scenario






# Conclusions

- Seve(ral/n) hints that early-time new physics alone cannot solve the Hubble tension
- My opinion: will probably need a combination of early-time and late-time (both non-local) and local new physics, non-local and local  $H_0$  might not need to meet at  $\sim 74$  but halfway
- “Decoupling” of early- and late-time tension-solving effects may also help  $S_8$ : I find scattering-type models particularly promising

Stay tuned for more details soon!

*Opinion*

**Seven hints that early-time new physics alone is not sufficient to solve the Hubble tension**

Sunny Vagnozzi <sup>1,2</sup> 

<sup>1</sup> Department of Physics, University of Trento, Via Sommarive 14, 38123 Povo (TN), Italy

<sup>2</sup> Istituto Nazionale di Fisica Nucleare (INFN)-Trento Institute for Fundamental Physics and Applications (TIFPA), Via Sommarive 14, 38123 Povo (TN), Italy

E-mail: [sunny.vagnozzi@unitn.it](mailto:sunny.vagnozzi@unitn.it)