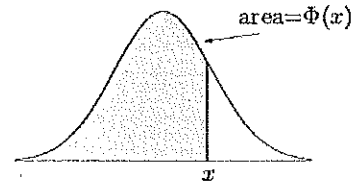


Tabell 1. Standard normalfördelning.

$\Phi(x) = P(X \leq x)$, där $X \in N(0,1)$.

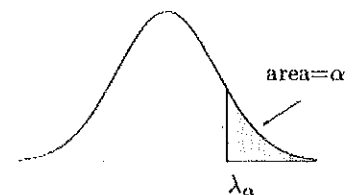
För negativa x , utnyttja att $\Phi(-x) = 1 - \Phi(x)$



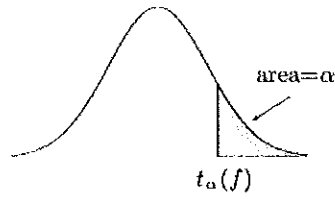
x	.00	.01	.02	.03	.04	.05	.06	.07	.08	.09
0.0	.5000	.5040	.5080	.5120	.5160	.5199	.5239	.5279	.5319	.5359
0.1	.5398	.5438	.5478	.5517	.5557	.5596	.5636	.5675	.5714	.5753
0.2	.5793	.5832	.5871	.5910	.5948	.5987	.6026	.6064	.6103	.6141
0.3	.6179	.6217	.6255	.6293	.6331	.6368	.6406	.6443	.6480	.6517
0.4	.6554	.6591	.6628	.6664	.6700	.6736	.6772	.6808	.6844	.6879
0.5	.6915	.6950	.6985	.7019	.7054	.7088	.7123	.7157	.7190	.7224
0.6	.7257	.7291	.7324	.7357	.7389	.7422	.7454	.7486	.7517	.7549
0.7	.7580	.7611	.7642	.7673	.7704	.7734	.7764	.7794	.7823	.7852
0.8	.7881	.7910	.7939	.7967	.7995	.8023	.8051	.8078	.8106	.8133
0.9	.8159	.8186	.8212	.8238	.8264	.8289	.8315	.8340	.8365	.8389
1.0	.8413	.8438	.8461	.8485	.8508	.8531	.8554	.8577	.8599	.8621
1.1	.8643	.8665	.8686	.8708	.8729	.8749	.8770	.8790	.8810	.8830
1.2	.8849	.8869	.8888	.8907	.8925	.8944	.8962	.8980	.8997	.9015
1.3	.9032	.9049	.9066	.9082	.9099	.9115	.9131	.9147	.9162	.9177
1.4	.9192	.9207	.9222	.9236	.9251	.9265	.9279	.9292	.9306	.9319
1.5	.9332	.9345	.9357	.9370	.9382	.9394	.9406	.9418	.9429	.9441
1.6	.9452	.9463	.9474	.9484	.9495	.9505	.9515	.9525	.9535	.9545
1.7	.9554	.9564	.9573	.9582	.9591	.9599	.9608	.9616	.9625	.9633
1.8	.9641	.9649	.9656	.9664	.9671	.9678	.9686	.9693	.9699	.9706
1.9	.9713	.9719	.9726	.9732	.9738	.9744	.9750	.9756	.9761	.9767
2.0	.97725	.97778	.97831	.97882	.97932	.97982	.98030	.98077	.98124	.98169
2.1	.98214	.98257	.98300	.98341	.98382	.98422	.98461	.98500	.98537	.98574
2.2	.98610	.98645	.98679	.98713	.98745	.98778	.98809	.98840	.98870	.98899
2.3	.98928	.98956	.98983	.99010	.99036	.99061	.99086	.99111	.99134	.99158
2.4	.99180	.99202	.99224	.99245	.99266	.99286	.99305	.99324	.99343	.99361
2.5	.99379	.99396	.99413	.99430	.99446	.99461	.99477	.99492	.99506	.99520
2.6	.99534	.99547	.99560	.99573	.99585	.99598	.99609	.99621	.99632	.99643
2.7	.99653	.99664	.99674	.99683	.99693	.99702	.99711	.99720	.99728	.99736
2.8	.99744	.99752	.99760	.99767	.99774	.99781	.99788	.99795	.99801	.99807
2.9	.99813	.99819	.99825	.99831	.99836	.99841	.99846	.99851	.99856	.99861
3.0	.99865									
3.1	.99903									
3.2	.99931									
3.3	.99952									
3.4	.99966									
3.5	.99977									
3.6	.99984									
3.7	.99989									
3.8	.99993									
3.9	.99995									

Tab 2. Normalfördelningens kvantiler
 $P(X > \lambda_\alpha) = \alpha$ där $X \in N(0, 1)$

α	λ_α	α	λ_α
0.10	1.2816	0.001	3.0902
0.05	1.6449	0.0005	3.2905
0.025	1.9600	0.0001	3.7190
0.010	2.3263	0.00005	3.8906
0.005	2.5758	0.00001	4.2649



Tabell 3. t -fördelningen.
 $P(X > t_\alpha(f)) = \alpha$, där $X \in t(f)$.



f	α	0.10	0.05	0.025	0.01	0.005	0.001	0.0005
1		3.08	6.31	12.71	31.82	63.66	318.31	636.62
2		1.89	2.92	4.30	6.96	9.92	22.33	31.60
3		1.64	2.35	3.18	4.54	5.84	10.21	12.92
4		1.53	2.13	2.78	3.75	4.60	7.17	8.61
5		1.48	2.02	2.57	3.36	4.03	5.89	6.87
6		1.44	1.94	2.45	3.14	3.71	5.21	5.96
7		1.41	1.89	2.36	3.00	3.50	4.79	5.41
8		1.40	1.86	2.31	2.90	3.36	4.50	5.04
9		1.38	1.83	2.26	2.82	3.25	4.30	4.78
10		1.37	1.81	2.23	2.76	3.17	4.14	4.59
11		1.36	1.80	2.20	2.72	3.11	4.02	4.44
12		1.36	1.78	2.18	2.68	3.05	3.93	4.32
13		1.35	1.77	2.16	2.65	3.01	3.85	4.22
14		1.35	1.76	2.14	2.62	2.98	3.79	4.14
15		1.34	1.75	2.13	2.60	2.95	3.73	4.07
16		1.34	1.75	2.12	2.58	2.92	3.69	4.01
17		1.33	1.74	2.11	2.57	2.90	3.65	3.97
18		1.33	1.73	2.10	2.55	2.88	3.61	3.92
19		1.33	1.73	2.09	2.54	2.86	3.58	3.88
20		1.33	1.72	2.09	2.53	2.85	3.55	3.85
21		1.32	1.72	2.08	2.52	2.83	3.53	3.82
22		1.32	1.72	2.07	2.51	2.82	3.50	3.79
23		1.32	1.71	2.07	2.50	2.81	3.48	3.77
24		1.32	1.71	2.06	2.49	2.80	3.47	3.75
25		1.32	1.71	2.06	2.49	2.79	3.45	3.73
26		1.31	1.71	2.06	2.48	2.78	3.43	3.71
27		1.31	1.70	2.05	2.47	2.77	3.42	3.69
28		1.31	1.70	2.05	2.47	2.76	3.41	3.67
29		1.31	1.70	2.05	2.46	2.76	3.40	3.66
30		1.31	1.70	2.04	2.46	2.75	3.39	3.65
40		1.30	1.68	2.02	2.42	2.70	3.31	3.55
60		1.30	1.67	2.00	2.39	2.66	3.23	3.46
120		1.29	1.66	1.98	2.36	2.62	3.16	3.37
∞		1.28	1.64	1.96	2.33	2.58	3.09	3.29